



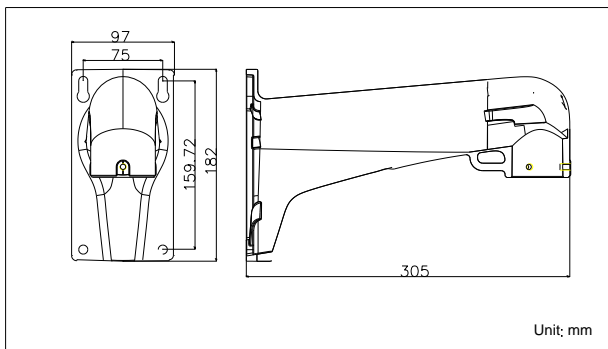
DS-1601ZJ

Wall Mount Bracket Indoor/Outdoor

Features:

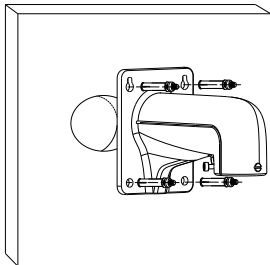
- Aluminum alloy material with surface spray treatment
- General design for indoor/outdoor
- Better water proof design
- With safety rope, the assembling is safer and more convenient

Dimension:

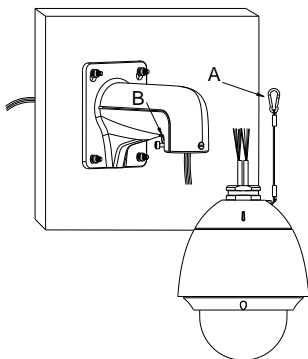


Installation Step:

① Choose appropriate wall for bracket installation



③ Tie the safety rope to hook and thread the cable



A: Safety rope B: Hook

Order model:

DS-1601ZJ

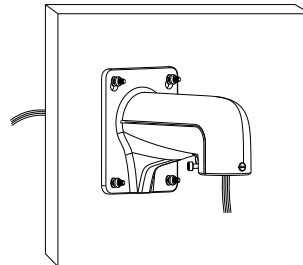
Parameters:

Model	DS-1601ZJ
Parameter	Wall Mount Bracket In/Outdoor
Color	Hik white
Feature	Suitable for speed dome pendent mounting
Material	Aluminum alloy
Dimension	97X182X305mm
Weight	850g

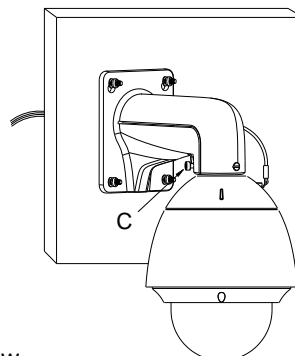
Notice:

- The bracket should be installed on the flat surface of a wall
- The wall must be capable of supporting more than 3 times the total capacity of the camera and the bracket.

② Thread the cable



④ Install the speed dome and screw up the set screw; installation complete



C: Set screw

Note: The actual bracket may vary from the picture above.