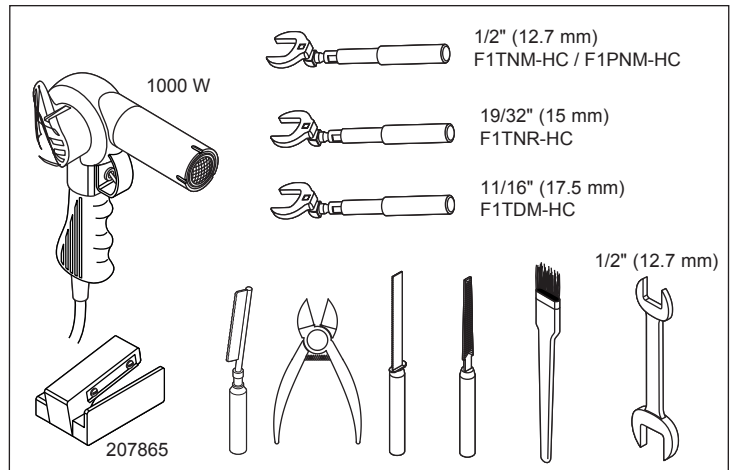
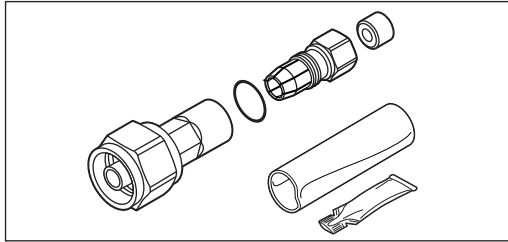
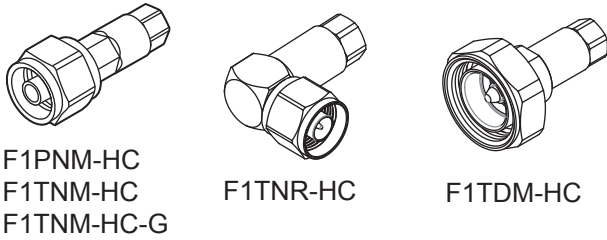


Installation Instructions

Connector Attachment

For HELIAX[®] FSJ1-50A Coaxial Cable

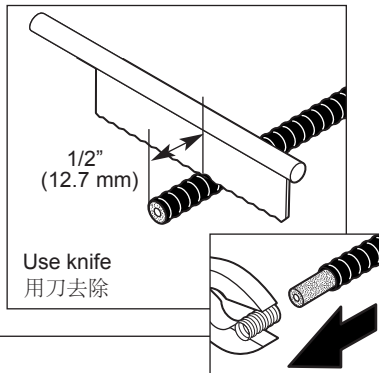
Andrew Institute offers installation training



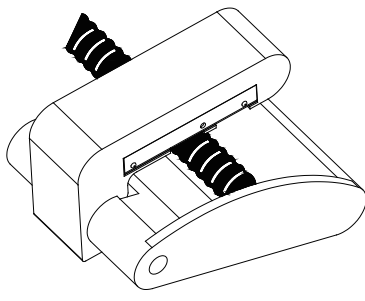
1

Straighten cable, Cut cable, Remove jacket and outer conductor.

将电缆拉直，切割电缆，去除外皮和外导管。

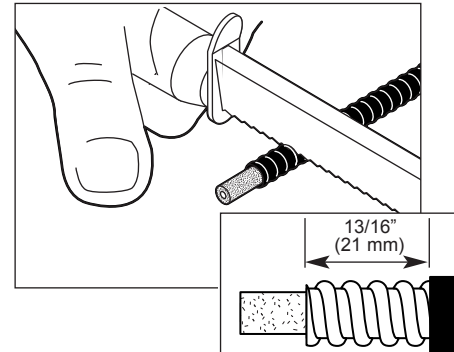


Or use 207865
或者用工具去除



2

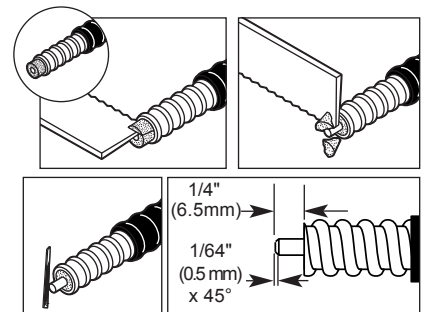
Trim cable jacket.
修整电缆外皮。



3

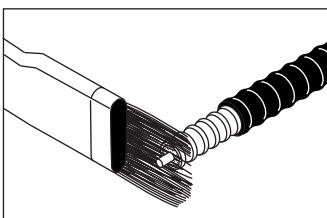
Trim inner conductor, Remove foam and adhesive, taper inner conductor.

修整内导体，去除泡沫塑料和粘合剂，锥形内导体。



4

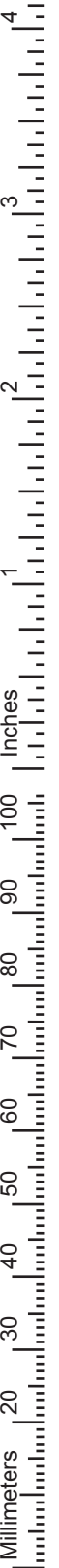
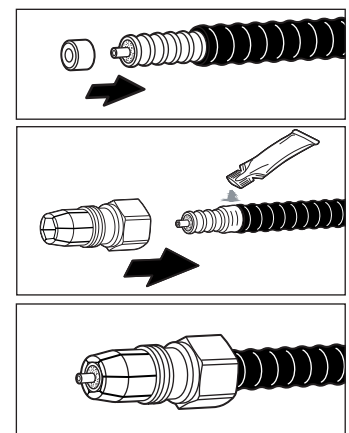
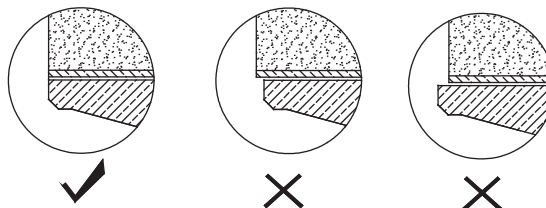
Remove burr and debris.
去除毛刺和残屑



5

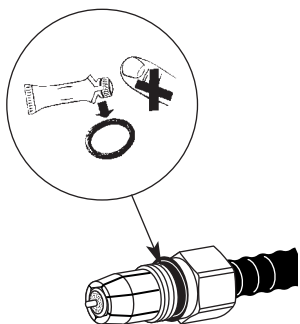
Add threaded gasket, grease, and clamping nut.
加螺纹垫圈，油脂和紧固螺母。

Ensure the planes of cable & clamping nut are on one line as below.
保证电缆端面与紧固螺母端面齐平，如图所示：



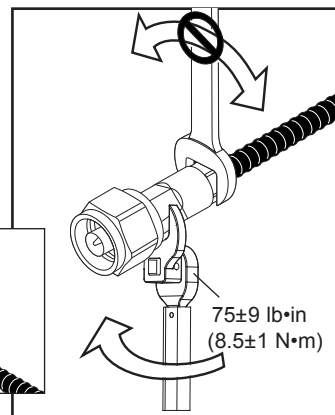
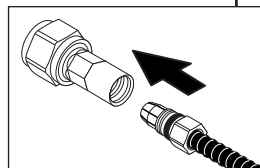
6

Add O-ring and grease.
加O型圈和油脂



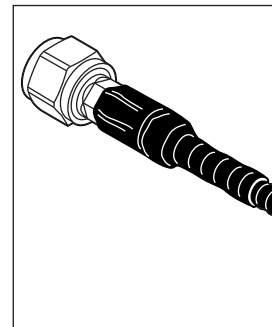
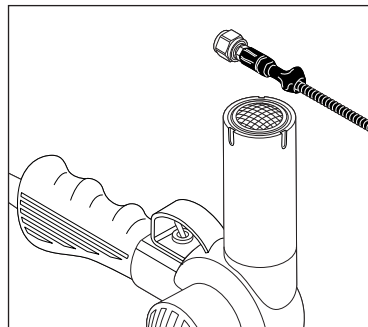
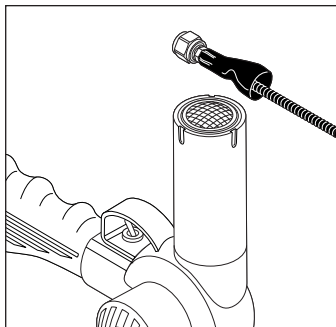
7

Attach connector body.
安装接头体



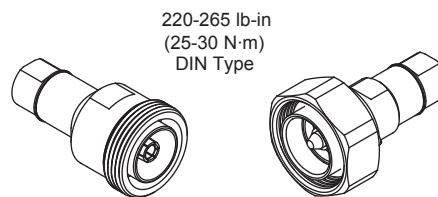
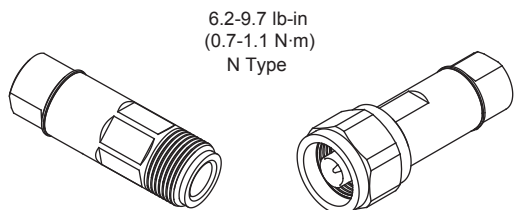
8

Apply heat shrink tube.
加热缩紧套管



9

Coupling Torque.
配合扭矩.



	表一 有毒有害物质或元素名称及含量标识格式					
	有毒有害物质或元素					
部件名称 (Part Name)	铅 (Pb)	汞 (Hg)	镉 (Cd)	六价铬 (Cr6+)	多溴联苯 (PBB)	多溴二苯醚 (PBDE)
连接器 (Connector)	X	O	O	O	O	O
<p>O: 表示有毒有害物质在该部件所有的均质材料中的含量均在SJ/T 11363-2006规定的限量要求以下。 X: 表示该有毒有害物质至少在该部件的某一均质材料中的含量超出SJ/T 11363-2006规定的限量要求。</p>						

Andrew LLC

Customer Service 24 hours

U.S.A., Canada, Mexico: +1-800-255-1479

U.K.: 0800 250055 Brazil: +55-15-2102-4000

Other Europe: +44 592 782 612

www.commscope.com

Visit our Web site at www.commscope.com or contact your local Andrew LLC representative for more information.

© 2014 CommScope, Inc. All rights reserved.

Andrew LLC is a trademark of CommScope. All trademarks identified by ® or ™ are registered trademarks or trademarks, respectively, of CommScope. This document is for planning purposes only and is not intended to modify or supplement any specifications or warranties relating to Andrew LLC products or services.

Notice: Andrew LLC disclaims any liability or responsibility for the results of improper or unsafe installation, inspection, maintenance, or removal practices.

Aviso: Andrews LLC no acepta ninguna obligación ni responsabilidad como resultado de prácticas incorrectas o peligrosas de instalación, inspección, mantenimiento o retiro.

Avis: Andrew LLC décline toute responsabilité pour les conséquences de procédures d'installation, d'inspection, d'entretien ou de retrait incorrectes ou dangereuses.

Hinweis: Andrew LLC lehnt jede Haftung oder Verantwortung für Schäden ab, die aufgrund unsachgemäßer Installation, Überprüfung, Wartung oder Demontage auftreten.

Atenção: A Andrew LLC abdica do direito de toda responsabilidade pelos resultados de práticas inadequadas e sem segurança de instalação, inspeção, manutenção ou remoção.

Avvertenza: Andrew LLC declina eventuali responsabilità derivanti dall'esecuzione di procedure di installazione, ispezione, manutenzione e smontaggio improprie o poco sicure.

注意: Andrew公司申明對於不恰當或不安全的安裝、檢驗、維修或拆卸操作所導致的後果不負責任。何義務和責任。