

PRODUCT WARRANTY

GENERAL WARRANTY. PCTEL, Inc. ("PCTEL") warrants that the PCTEL antenna products furnished herewith shall be free from defects in material and workmanship for a period of two (2) years from the date of shipment by PCTEL under normal use and operation; provided, however, that (a) MPRC and MPRD parabolic reflector antennas, Bluewave series antennas, and PCTEL bulk cable products are similarly warranted for five (5) years from the date of shipment by PCTEL; (b) PCTEL enclosure and coaxial cable assembly products are similarly warranted for one (1) year from the date of shipment by PCTEL; and (c) PCTEL data line surge and PCT series coaxial surge products are similarly warranted for ten (10) years from the date of shipment by PCTEL. PCTEL's sole and exclusive obligation under the foregoing warranty shall be, at its option, to repair or replace any defective product that fails during the warranty period. The expense of removal and reinstallation of any item is not included in this warranty. THE FOREGOING WARRANTY IS EXCLUSIVE AND IN LIEU OF ALL OTHER WARRANTIES, EXPRESS OR IMPLIED, INCLUDING THE IMPLIED WARRANTIES OF MERCHANTABILITY AND FITNESS FOR A PARTICULAR PURPOSE AND ANY WARRANTIES ARISING FROM A COURSE OF DEALING, USAGE OR TRADE PRACTICE WITH RESPECT TO THE PRODUCTS. Repair or replacement in the manner provided herein shall be the sole and exclusive remedy of the buyer for breach of warranty and shall constitute fulfillment of all liabilities of PCTEL with respect to the quality and performance of the product.

EXCEPTIONS. PCTEL DOES NOT WARRANT THAT THE OPERATION OF THE PRODUCTS IS ERROR-FREE OR THAT OPERATION WILL BE UNINTERRUPTED. IN NO EVENT SHALL PCTEL BE LIABLE FOR: (i) ANY SPECIAL, INCIDENTAL OR CONSEQUENTIAL DAMAGES TO THE BUYER OR ANY THIRD PARTY ARISING OUT OF THESE TERMS AND CONDITIONS OR ANY DEFECTIVE PRODUCT WHETHER THE DEFECT IS WARRANTED AGAINST OR NOT, WHETHER THE CLAIM IS BASED UPON CONTRACT, TORT, STRICT LIABILITY OR OTHERWISE, (ii) ANY AMOUNT EXCEEDING THE PURCHASE PRICE OF THE PRODUCT, (iii) SYSTEM PERFORMANCE, INCLUDING COVERAGE, (iv) THE BUYER'S SELECTION OF PRODUCTS FOR THE BUYER'S APPLICATION, AND/OR (iv) FAILURE OF PRODUCTS TO MEET GOVERNMENT OR REGULATORY REQUIREMENTS. The foregoing general warranty shall apply only if: (a) the product has been properly installed and used at all times in accordance, in all material respects, with the applicable product documentation; (b) no modification, alteration or addition has been made to the product by persons other than PCTEL or PCTEL's authorized representatives or otherwise approved by PCTEL in writing; and (c) the product has not been subjected to abuse, misuse, neglect or unusual physical, electrical or electromagnetic stress, or some other type of accident.

WARRANTY PROCEDURES: In the event of a warranty claim, the buyer must contact PCTEL to arrange for product return. No product will be accepted for replacement or repair without first obtaining a Return Material Authorization (RMA) number from PCTEL Customer Service by telephone to 630.372.6800 or by email to antenna.techsupport@pctel.com. PCTEL reserves the right to inspect all defective products. Products returned without an RMA number will not be processed and will be returned to the buyer freight collect. The warranty period of any repaired or replaced product shall not extend beyond its original term.

Equipment to be repaired or replaced under warranty is to be returned, freight prepaid, to the following address with the assigned RMA number displayed on the box:

PCTEL, Inc.
Attention: RMA Coordinator
471 Brighton Drive
Bloomington, Illinois 60108 U.S.A.



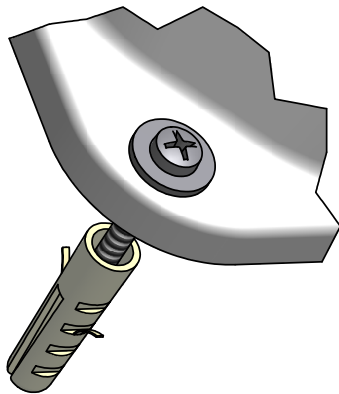
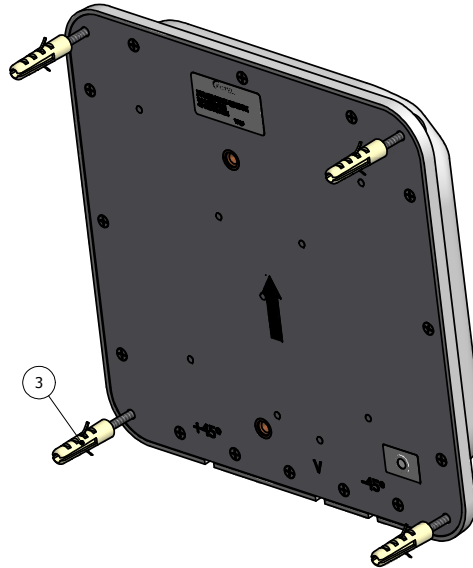
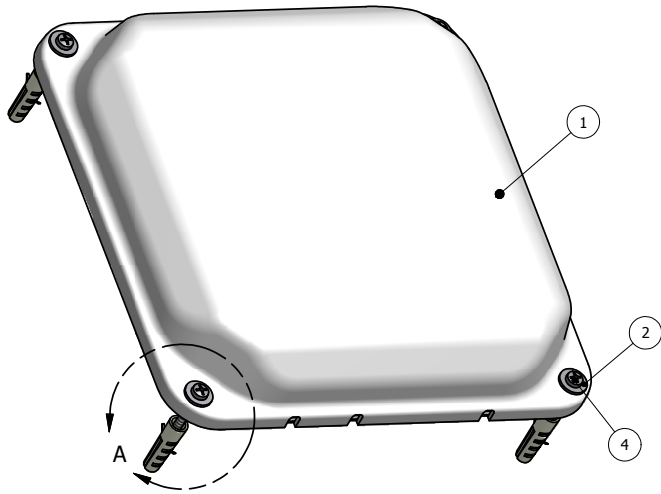
**471 Brighton Drive
Bloomington, IL 60108**



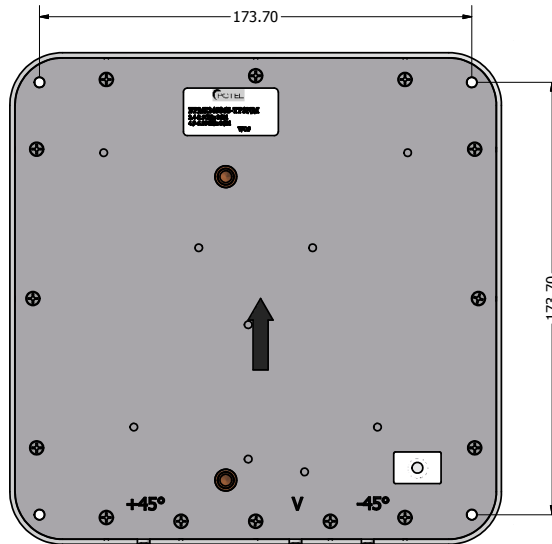
FPMI2458 Series
© 2015 PCTEL, Inc.
All Rights Reserved

NOTES:

ANTENNA'S CABLES ARE NOT SHOWN




DETAIL A
SCALE 3:1



MOUNTING HOLES' COORDINATES

WALL MOUNTING INSTRUCTION

1. DRILL 4 HOLES ($\varnothing 5 \times 35 \text{mm}$) IN THE WALL FOR PLASTIC INSERT PLUG (ITEM NO.3)



2. PUT THE PLASTIC INSERT PLUG INTO THE HOLES OF THE WALL



3. ALIGN THE MOUNTING HOLES OF ANTENNA WITH THE HOLES IN THE WALL. POLARIZATION ARROWS MUST BE DIRECTED UP!

4. FIX ANTENNA ON THE WALL WITH TAPPING SCREWS (ITEM No.4) AND FLAT WASHER (ITEM No.2)



PARTS LIST		
ITEM	QTY	DESCRIPTION
1	1	ANTENNA
2	4	A&C CLASS BIG WASHER(GB/T96 - 1985)
3	4	PLASTIC WALL INSERT PLUG DIA. 6X25
4	4	PHILIPS PAN HEAD TAP SCREW 3.5X30