

**ELECTRICAL CHARACTERISTICS**

Nominal Capacity 1.65Ah  
(1mA,+25°C 2V cut off.The capacity restored by the cell varies according to current drain, temperature and cut-off)

---

Nominal Voltage 3.6V

---

Max.continuous current 40mA

---

Max.Pulse Capability 80mA

---

Storage(recommended) Max.30°C  
(For more severe conditions,consult Ramway)

---

Operating Temperature Range - 60°C~+85°C  
(Operation at temperature different from ambient may lead to reduced capacity and lower voltage plateau readings)

---

Weight Approx.13g

---



SIZE:2/3AA

**KEY FEATURES**

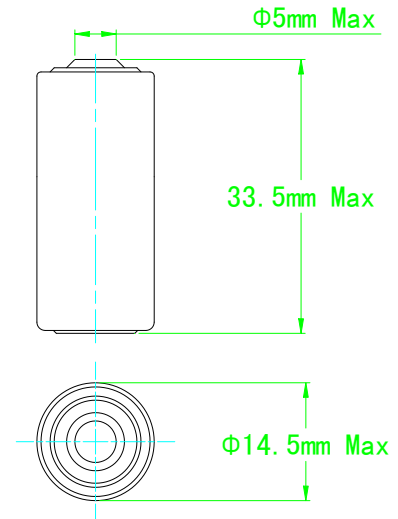
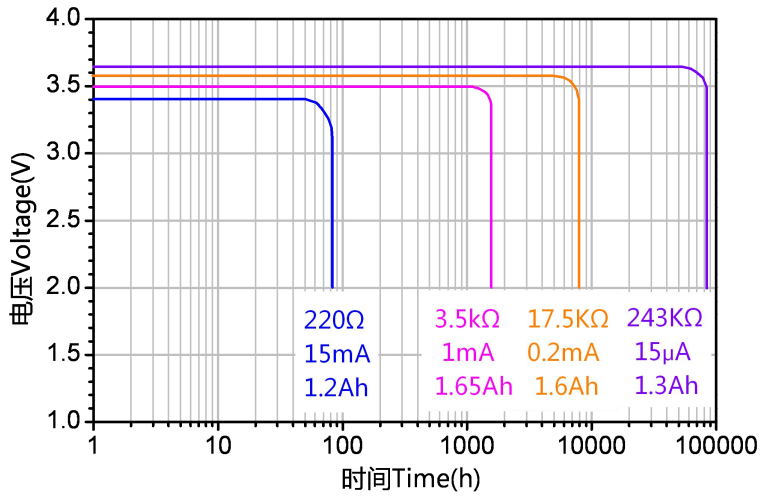
- High and stable operating voltage
- Low self discharge rate(less than 1% after 1 year of storage at +25°C)
- Long storage life
- Stainless steel container(with low magnet)
- Widely operating temperature range
- Hermetic glass-to-metal sealing
- Non-flammable electrolyte
- CE,SGS recognized,ISO9001 approved

**APPLICATION**

- Utility metering
- Memory back-up
- Alarms and security devices
- Tollgate systems
- Military electronics
- Automotive electronics
- Professional electronics
- GPS tracking
- Real time clock

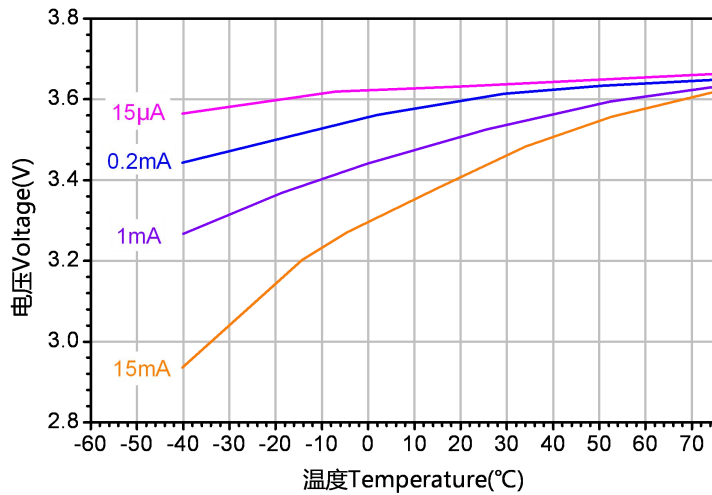
Note:Information in the document is just for reference.Latest edition of the publication, the right of interpretation subject to RAMWAY.

### DISCHARGE CHARACTERISTICS ( +25°C )

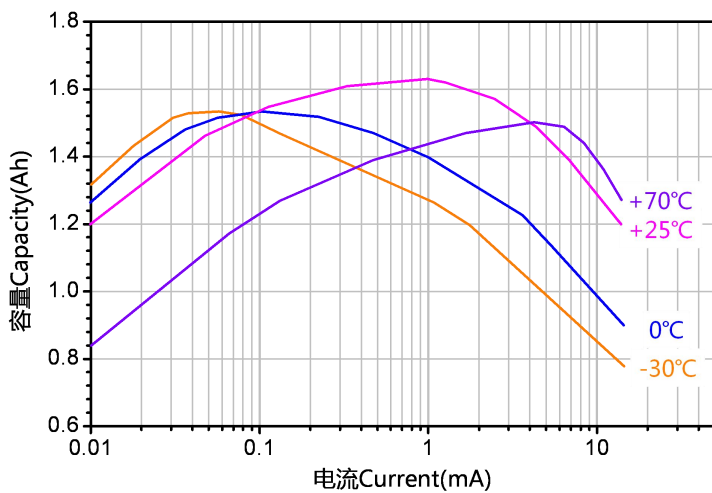


(For different connecting methods consult RAMWAY)

### VOLTAGE VERSUS TEMPERATURE



### CAPACITY VERSUS CURRENT



### WARNING

- ✧ It is strictly forbidden to have the battery positive and negative short circuit, charging, discharging, heating over 100 °C, remove, anatomy, or may cause explosion, combustion, internal acid leakage.
- ✧ Do not solder directly on the battery, should use wire or nickel sheet by pre spot welded .
- ✧ Can not mixed use with old and new battery or mixed use different kinds battery.
- ✧ Don't assemble the batteries from different manufacturers.
- ✧ Do not use the battery over the temperature range.
- ✧ Discharged battery should be buried deeply in the ground.