

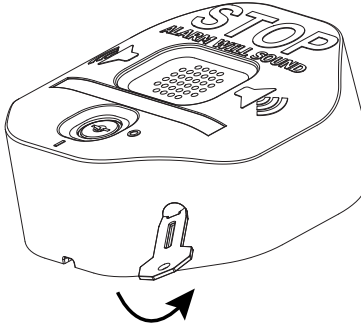
Theft Stopper®

Install

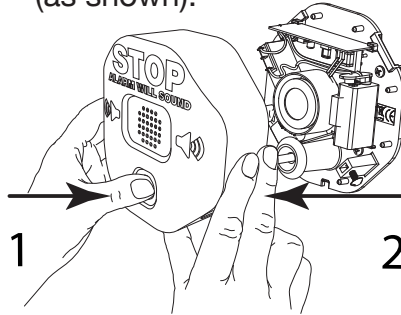
STI-6200 Series

Rely on STI®

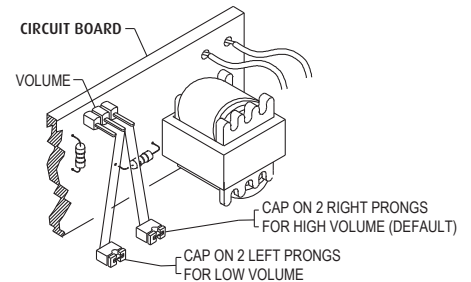
1. Remove security screw with provided wrench.



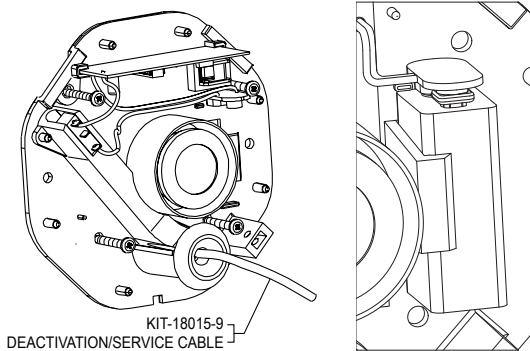
2. To remove cover from base, push with thumb to separate (as shown).



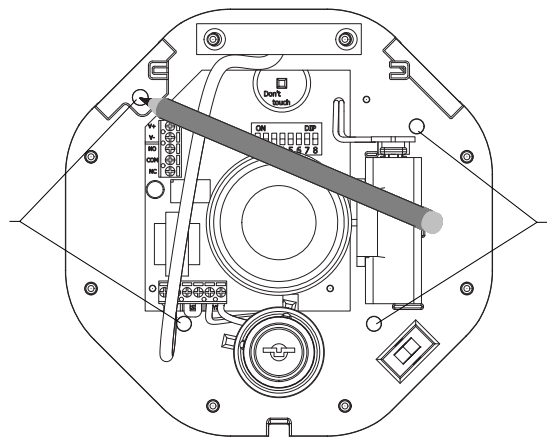
3. Select volume setting by shifting black cap.



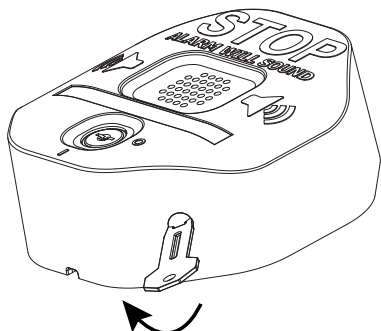
4. Unwrap battery and connect. Insert 6" service cable into base to silence. Cable should not exceed past base edge.



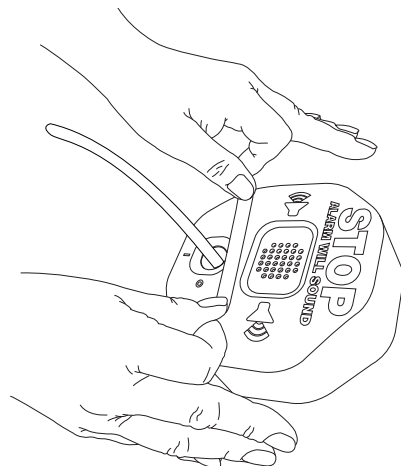
5. Position base. Mark and drill four (4) holes 1" (25mm) deep. Using plastic anchor, drill 3/16" (4.5mm). Install into wood or steel: drill 9/64" (3.5mm). Mount using (4) M4 x 25mm screws. NOTE: Cable is approximately 16" – 18" long.



6. Replace cover, snap lid from top, secure with security screw.



7. Apply language label if desired.

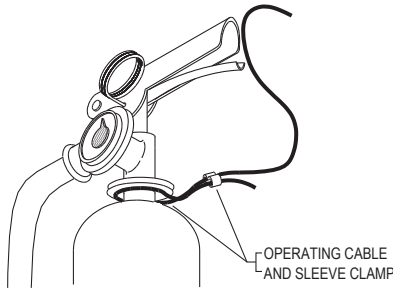


Theft Stopper®

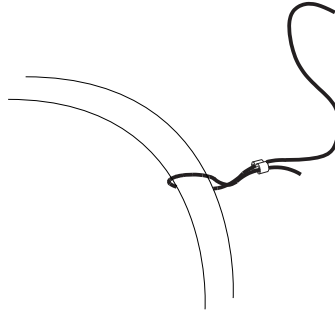
Install

8. Route operating cable around a secure location on appliance and through cable sleeve clamp, and crimp securely. Assure it does not impede proper use of appliance.

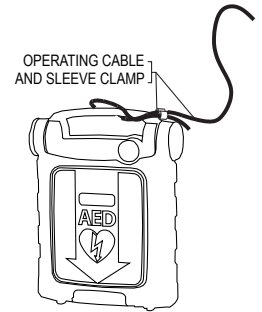
Examples:



Fire Extinguisher

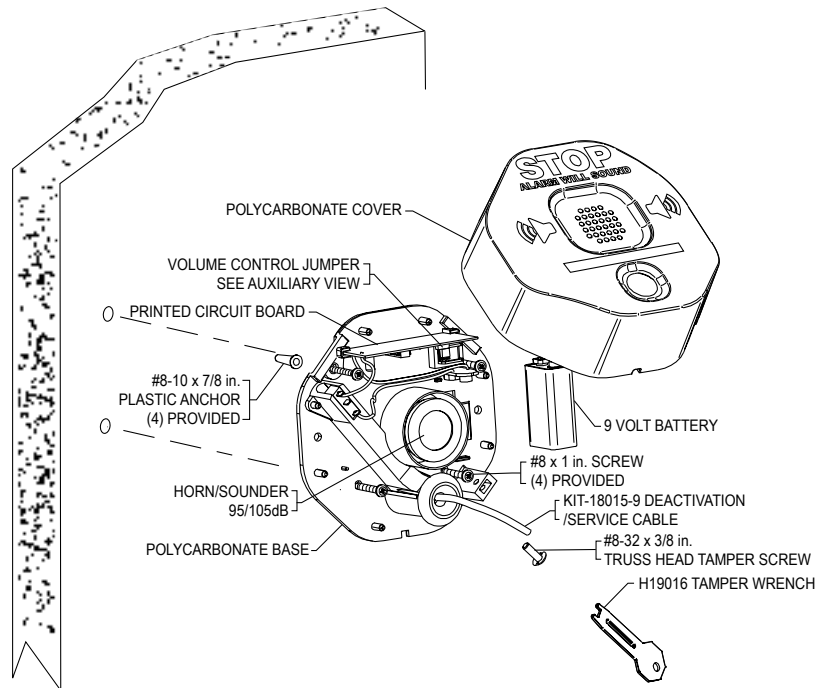
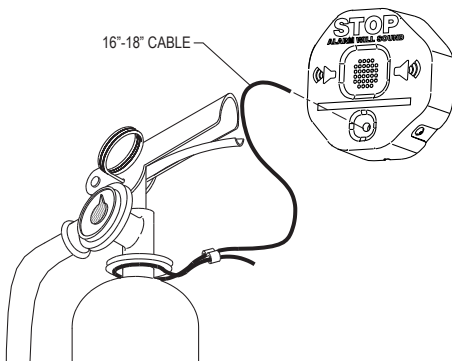


Emergency Chair



Defibrillator

9. Quickly remove service cable and thread operating cable into unit until cable bottoms out and alarm stops sounding. Retain service cable for future maintenance.



Warranty

Three year warranty or a one year limited warranty (from date of purchase) on most products.

- ⚠ WARNING:** This product can expose you to chemicals including Dichloromethane, which is known to the State of California to cause cancer, and Bisphenol A (BPA), which is known to the State of California to cause birth defects or other reproductive harm. For more information go to www.P65Warnings.ca.gov.



USA



**Safety Technology
International**

2306 Airport Rd • Waterford, MI 48327, USA
Phone: 248-673-9898 • info@sti-usa.com • www.sti-usa.com

Taylor House • 34 Sherwood Road • Bromsgrove, Worcestershire • B60 3DR • England
Tel: +44 (0)1527 520 999 • info@sti-emea.com • www.sti-emea.com

Unit 7A • Lockhead Avenue • Airport Business Park • Waterford • X91 HWF2 • Ireland
info@sti-emea.com • www.sti-emea.com



EMEA