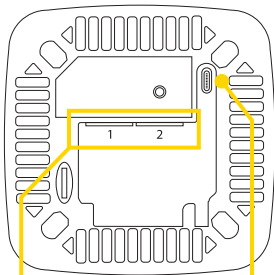



# Welcome to your new Veeahub. Let's get you started.



1

## Connect the Ethernet cables

Use either ports for  
LAN and WAN

2

## Connect the Power Supply

Only use the provided  
power supply unit

3



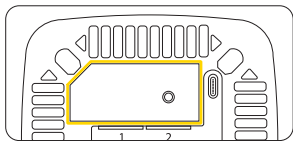
To finish your setup, scan  
the QR code above or visit  
[go.veea.com/qsg25](https://go.veea.com/qsg25)



To learn more about your Veeahub unit, including troubleshooting steps and to contact support, please visit [support.veea.com](https://support.veea.com)

## What's in the box?

- 1 × Veeahub VHC25 Base Unit
- 1 × CAT-6 Ethernet Cable
- 1 × Power Supply Unit
- This Quick Start Guide



Your device's Serial Number and MAC Address is located on the sticker on the underside of the unit.

## Important Safety & Regulatory Information

- The ambient operating temperature range of this equipment is 0 °C to 40 °C (32 °F to 104 °F)
- The airflow around your Veeahub must not be obstructed
- For regulatory compliance information, visit [veea.com/regulatory](https://veea.com/regulatory)

**FCC Interference Statement:** This equipment has been tested and found to comply with the limits for a Class B digital device, pursuant to Part 15 of the FCC Rules. These limits are designed to provide reasonable protection against harmful interference in a residential installation. This equipment generates, uses and can radiate radio frequency energy and, if not installed and used in accordance with the instructions, may cause harmful interference to radio communications. However, there is no guarantee that interference will not occur in a particular installation. If this equipment does cause harmful interference to radio or television reception, which can be determined by turning the equipment off and on, the user is encouraged to try to correct the interference by one of the following measures: (1) Reorient or relocate the receiving antenna. (2) Increase the separation between the equipment and receiver. (3) Connect the equipment into an outlet on a circuit different from that to which the receiver is connected. Consult the dealer or an experienced radio/TV technician for help. **FCC Caution:** Any changes or modifications not expressly approved by the party responsible for compliance could void the user's authority to operate this equipment. This device complies with Part 15 of the FCC Rules. Operation is subject to the following two conditions: (1) This device may not cause harmful interference, and (2) this device must accept any interference received, including interference that may cause undesired operation. For product available in the USA market, only channel 1~11 can be operated. Selection of other channels is not possible. This device is restricted for indoor use.

© 2018 - 2021 Veeahub Inc. All rights reserved.

Veeahub, Veeahub and STAX are trademarks of Veeahub Inc. All other trademarks and tradenames are the property of their respective owners.