

## OVERVIEW

The Animate™ Controller by nLight®, Powered by Pathway™, is a dynamic controller that enables the nLight networked lighting controls platform to control a DMX lighting system. The Animate Controller creates a single solution for controlling DMX and nLight Wired devices by allowing nLight wall switches, touchscreens, sensors, and nLight ECLYPSE™ System Controllers to enable architectural solutions that utilize energy management and dynamic lighting together.

Pathscape software by Pathway Connectivity Solutions® allows users to create beautiful architectural scenes using predefined dynamic looks or user crafted timelines. With the ability to control up to 4 universes (2048 channels) of DMX, the Animate Controller has the flexibility to bring the aesthetics of dynamic movement and color to your project.

## FEATURES

- Create static and dynamic Looks with ease as well as user defined timelines and shows with the free Pathscape software
- Operate a variety of White, RGB, RGBW, RGBx, Tunable White, HSI, Int/CCT and many more DMX lighting fixtures and devices
- Built-in logic engine to automate lighting rhythms, holiday Looks and scheduling
- Schedule Looks and Logic with Calendar and time clock including astronomical events
- Integrates nLight controlled fixture into your dynamic Looks by controlling 16 local or global switch channels
- Looks can operate long fades of nLight devices for both white and tunable white lights
- nLight wired input devices (wall stations, occupancy sensors, and touch screens) can operate Looks, Master Intensity and trigger Logic
- Looks can trigger nLight preset or profile scenes (local or global)
- Integrate the nLight Eclipse System Controller which provides site-wide lighting control through nLight's SensorView software and further BMS integration
- Cloud management through SixEye
- Compatible with 7" nTS Touchscreen and the 5' or 8' Perform™ Touchscreen by Pathway Connectivity - See Pg 2 for product comparison
- Equipped with two DMX512/RDM ports. Utilize the free Pathscape Software to address fixtures and view device parameters
- Supports up to 2048 channels of control utilizing DMX Ports, sACN, ssACN, Art-Net, and KiNET
- Out-of-Box test button for contractor to verify DMX and nLight operation
- Two nLight ports supplying 40mA of nLight Bus Power per RJ-45 port

### Buy American Act

This product is assembled in the USA and meets the Buy America(n) government procurement requirements under FAR, DFARS and DOT regulations.

### Build America Buy America

Product qualifies as produced in the United States under the definitions of the Build America, Buy America Act. Please refer to [www.acuitybrands.com/resources/buyamerican](http://www.acuitybrands.com/resources/buyamerican) for additional information.

### Warranty

Five-year limited warranty. This is the only warranty provided and no other statements in this specification sheet create any warranty of any kind. All other express and implied warranties are disclaimed. Complete warranty terms located at: [www.acuitybrands.com/support/warranty/terms-and-conditions](http://www.acuitybrands.com/support/warranty/terms-and-conditions)


**Note:** Actual performance may differ as a result of end-user environment and application. Specifications subject to change without notice



Pathway Connectivity Solutions is your dynamic DMX lighting network backbone for projects that include RGBx or entertainment lighting. Our Portfolio includes DMX Lighting Network Switches, Splitters, Gateways, and Controls.



## Animate Controller nLight Dynamic DMX Lighting Controller



Model #: nPwDMX ANIMATE DIN



Model #: nPwDMX ANIMATE ENCSML

Powered by **Pathway™**



## ORDERING INFORMATION

Example: nPwDMX ANIMATE ENCSML U1		
nPwDMX ANIMATE Series	Mounting	Universe Count
nPwDMX ANIMATE <sup>1</sup> nLight Animate Controller	DIN DIN-Mount (8.00"). No enclosure and no Power Supply	U1 512 DMX Channels
	ENCSML <sup>2</sup> Panel assembly including a NEMA Type 1 metal enclosure, with a 50 Watts power supply	U2 1024 DMX Channels
		U4 2048 DMX Channels

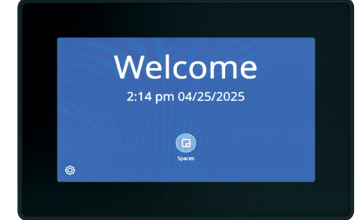

### NOTE:

1. The nPwDMX Animate is not compatible with the FCS 7TSN (Fresco).
2. For additional panel assembly options refer to the [PWSA Pathway System Assemblies](#) spec sheet or the [Pathway System Assembly Tool](#).

## ACCESSORIES

Series	Description
PWCON SPARE IDC3 Q4	Connector, Spare, 3-Pin Insulation Displacement Contact Connector (Qty 4)
PWCON SPARE CSC3 Q4	Connector, Spare, 3-Pin Compression Screw Connector (Qty 4)

## TOUCH SCREEN COMPARISON



Feature	nTS 7	Perform TS
Low Voltage DC Powered	✓	
PoE Powered		✓
Direct nLight Connection	✓	
Direct nLight Control	✓	
Master Intensity Area Control	✓	✓
nLight Wall Pod Channel Control	✓	✓
nLight Scene Playback	✓	✓
nLight Profile Scene Playback	✓	✓
Tunable White Controls	✓	✓
RGBx Color Picker Controls		✓
Edit nLight Scenes and Switches	✓	
Lockout Pin Code	✓	✓
Playback 16 Animate Looks	✓	✓
Playback an unlimited number of Animate Looks		✓

## SPECIFICATIONS

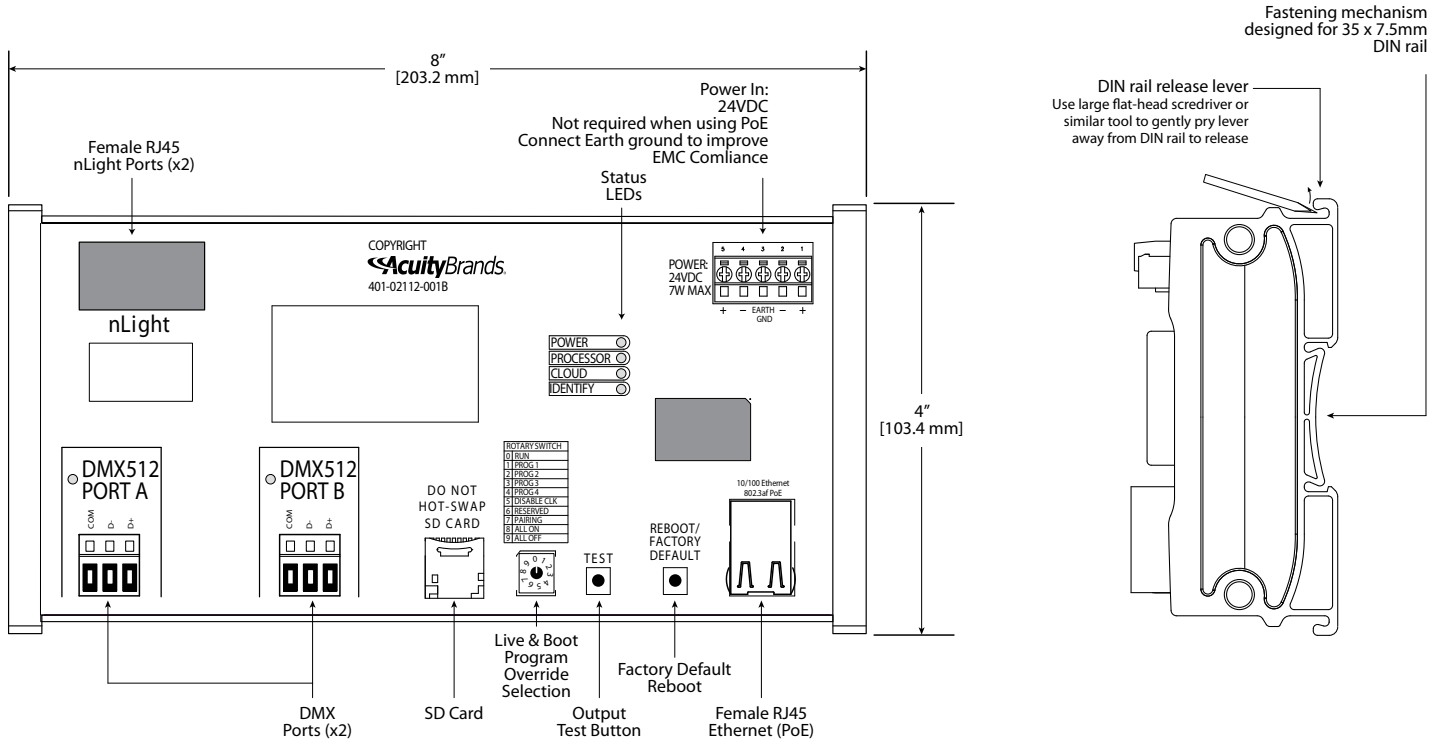
<b>Electrical</b>	<b>Input Ratings</b>	<b>nPWDMX ANIMATE DIN [Card Only]</b> PoE Class 2 Device 24VDC power input (not used if using PoE) 7W maximum power consumption <b>nPWDMX ANIMATE ENCSML</b> 120-277VAC, 50/60Hz wide-range power input 50W maximum power consumption
	<b>nLight Output Ratings</b>	16-24VDC, 40mA per RJ-45 Port (80mA total)
	<b>Regulatory Compliance</b>	<b>nPWDMX ANIMATE ENCSML</b> UL508A
<b>Mechanical</b>	<b>Dimensions</b>	<b>nPWDMX ANIMATE DIN [Card Only]</b> 8.00" W x 4"H x 1.85"D (200mm W x 103mm H x 47mm D) <b>nPWDMX ANIMATE ENCSML</b> 10" W x 13" H x 4.5" D (260mm W x 330mm H x 114mm D)
	<b>Mounting Interface</b>	<b>nPWDMX ANIMATE DIN [Card Only]</b> 35mm x 7.5mm DIN rail
	<b>Weight</b>	<b>nPWDMX ANIMATE DIN [Card Only]</b> 0.47 lbs (0.21 kg) <b>nPWDMX ANIMATE ENCSML</b> 9.6 lbs (4.35 kg)
	<b>Connection Type</b>	RJ-45 nLight Network Ports (2) IDC Connector for DMX512 Ports (2) Ethernet Port - 10/100 Mbps Ethernet network port (PoE) (1)
<b>Environmental</b>	<b>Warrantied Operating Temperature</b>	32°F to 113°F (0°C to 45°C)
	<b>Relative Humidity</b>	10-95%, non-condensing
	<b>Standards/ Ratings</b>	RoHS 2011/65/EU + A1 2015/863
<b>Compliance</b>	<b>Regulatory</b>	FCC ANSI E1.11 DMX512-A R2013 ANSI E1.20 RDM - Remote Device Management ANSI E1.31 sACN-Streaming ACN IEEE 802.3af Power-over-Ethernet
<b>General</b>	<b>Standards/ Ratings</b>	System Component to aid in compliance with Title 24, ASHRAE 90.1, IECC FAR Section 889(a)(1)(A) and Section(a)(1)(B).
	<b>Address Consumption</b>	Consumes 17 nLight device addresses: 16 outputs and 1 input (composed of 16 scenes and 16 virtual switches)

nLIGHT WIRING GUIDE
<b>DO</b> terminate cables according to T568B.
<b>DO</b> make sure crimps are deep, straight and that the blades penetrate the conductors evenly for proper contact.
<b>DO</b> use a remote cable tester to verify each CAT-5e cable.
<b>DO NOT</b> use cables with strain-relief boots at connectors. Some nLight devices have limited cabling space that does not allow for boots.
<b>DO</b> protect CAT-5e connectors (bag and tie) and cover open ports if construction is ongoing and connections cannot be completed.
<b>DO NOT</b> use tape on connectors residue from tape will cause poor connections.

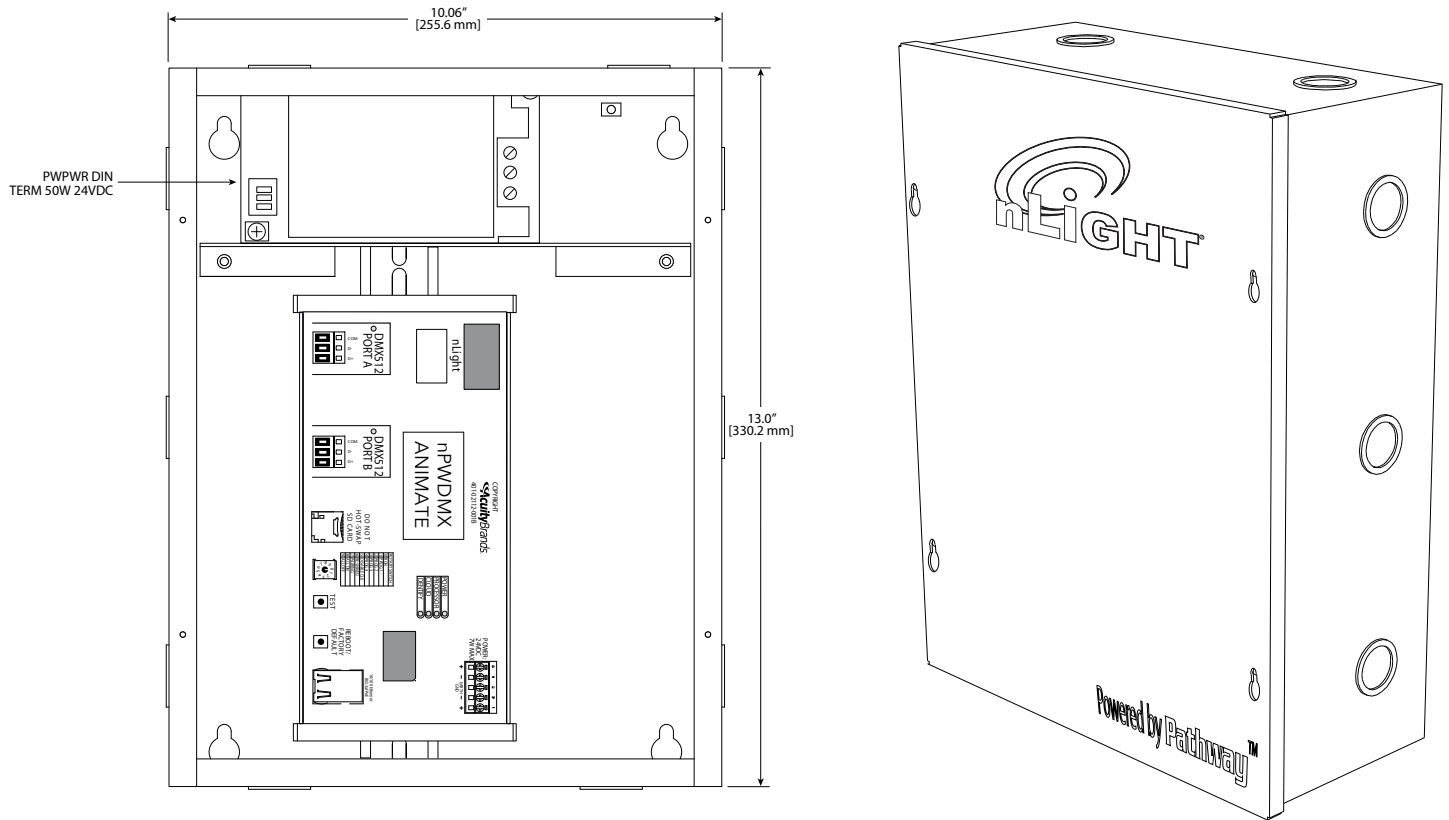
DMX512 / RDM PINOUT		
Purpose	XLR / Terminal Block Pin #	RJ45 PIN # and Wire Color
Shield / Common	1	7 - White / Brown
Data - (complement)	2	2 - Orange
Data + (true)	3	1 - White / Orange

# DIMENSIONS

## nPWDMX ANIMATE DIN

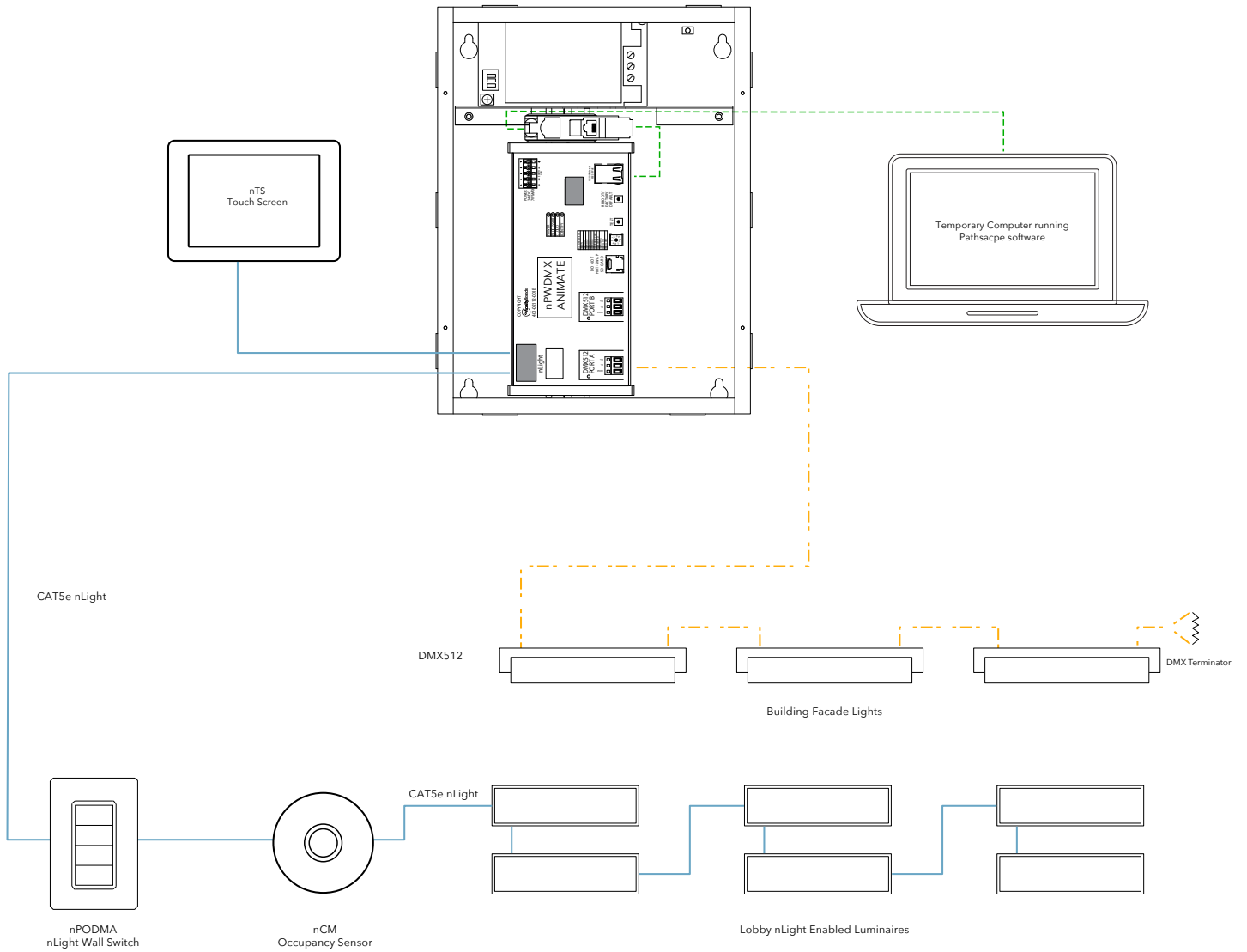


## nPWDMX ANIMATE ENCSML



# TYPICAL APPLICATION

## nLight nTS Touchscreen, nLight devices and limited dynamic DMX example



# TYPICAL APPLICATION

## Perform Touch Screen, Dynamic DMX and nLight inputs application

