

# **Coolmay Product User Guide**

Shenzhen Coolmay Technology Co.,Ltd

V21.21

# CATALOG

I.	HMI/PLC All-in-one .....	1
	1. QM3G Series.....	1
	1) Wiring.....	1
	2) Software.....	1
	3) Manuals .....	2
	2. EX3G Series.....	3
	1) Wiring.....	3
	2) Software.....	3
	3) Manuals .....	4
	3. MX2N Series .....	5
	1) Wiring.....	5
	2) Software.....	5
	3) Manuals .....	6
II.	PLC .....	7
	1. CX3G Series .....	7
	1) Wring.....	7
	2) Software.....	7
	3) Manuals .....	8
	2. L02 Series .....	9
	1) Wiring.....	9
	2) Software.....	10
	3) Manuals .....	10
III.	HMI.....	11
	1. TK Series .....	11
	1) Wiring.....	11
	2) Software.....	13
	3) Manuals .....	13
	2. MT Series.....	14
	1) Wiring.....	14
	2) Software.....	16
	3) Manuals .....	16
IV.	Modules.....	17
	1) Software.....	17
	2) Manuals .....	17
V.	Others.....	18
	1) Software.....	18
	2) Manuals .....	18

## I. HMI/PLC All-in-one

### 1. QM3G Series

#### 1) Wiring


- Power supply: DC24V
- Related cables

HMI: Type-C or HMI programming cable

PLC: Mini type-b USB programming cable, 232 programming cable

Note: USB-232 male port cable is needed if no direct 232 male port on PC.

- Wiring



#### 2) Software

HMI: [TK series HMI Software mView](#)

PLC: [GX Works2-E-1.77F](#)

[GX Works2 upgrading package for PLC with Ethernet port](#)

### **3) Manuals**

[QM3G series HMI PLC All-in-One User Manual.pdf V20.92](#)

[QM3G Series HMI PLC All-in-one Programming Manual V21.11](#)

[TK HMI manuals](#)

[CX3G PLC manuals](#)

[PLC example program](#)

[HMI example program](#)

---

## 2. EX3G Series

### 1) Wiring

- Power supply: DC24V
- Related cables


HMI: HMI programming cable

PLC: Mini type-b USB programming cable, 232 programming cable

Note: USB-232 male port cable is needed if no direct 232 male port on PC.

- Wiring

1. USB-232 serial port cable
  2. 232 programming cable
  3. Mini type-B PLC download cable
  4. HMI programming cable
  5. Power supply (DC24V)
- (Note: Functions of cable 1 and 2 = Functions of cable 3)



### 2) Software

HMI: [MT series CoolMayHMI V5.92EN](#)

PLC: [GX Works2-E-1.77F](#)

[GX Works2 upgrading package for PLC with Ethernet port](#)

### 3) Manuals

[EX3G PLC HMI All-in-One User Manual V20.61](#)

[EX3G PLC HMI all in one Programming manual V21.11](#)

[MT HMI manuals](#)

[CX3G PLC manuals](#)

[PLC example program](#)

[HMI example program](#)

### 3. MX2N Series

#### 1) Wiring

- Power supply: DC24V
- Related cables

HMI: HMI programming cable

PLC: 232 programming cable

Note: USB-232 male port cable is needed if no direct 232 male port on PC.

- Wiring



#### 2) Software

HMI: [MT series CoolMayHMI V5.92EN](#)

PLC: [GX Works2-E-1.77F](#)

### 3) Manuals

[MX2N HMI PLC All in One User Manual V20.71](#)

[MX2N series HMI PLC all in one programming Manual V20.62](#)

[MT HMI manuals](#)

[PLC manuals](#)

[PLC example program](#)

[HMI example program](#)

## II. PLC

### 1. CX3G Series

#### 1) Wiring

- Power supply: DC24V
- Related cables

Mini type-b USB programming cable or PLC download cable

Note: USB-232 male port cable is needed if no direct 232 male port on PC.

- Wiring



#### 2) Software

[GX Works2-E-1.77F](#)

[GX Works2 upgrading package for PLC with Ethernet port](#)

### **3) Manuals**

[CX3G PLC User Manual V20.71](#)

[CX3G FX3GC PLC Programming manual V21.11](#)

[PLC example program](#)

## 2. L02 Series


### 1) Wiring

- Power supply: DC24V
- Related cables


Type-C cable or PLC download cable

Note: USB-232 male port cable is needed if no direct 232 male port on PC.

- Wiring 1



- Wiring 2



## 2) Software

[GX Works2-E-1.77F](#)

[GX Works2 upgrading package for PLC with Ethernet port](#)

## 3) Manuals

[L02 Series PLC Controller User Manual V20.91](#)

[L02 Series PLC Controller Programming Manual V21.11](#)

[More L02 manuals](#)

[PLC example program](#)

### III. HMI

#### 1. TK Series


##### 1) Wiring

- Power supply: DC24V
- Related cables

Type-C cable (3.5 to 7 inch), HMI programming cable (10 inch)

Note: USB-232 male port cable is needed if no direct 232 male port on PC.


- Wiring (TK6037FH, TK6070FH)



- Wiring (TK6043FH and TK6050FH)



- Wiring (TK6100FH)



## 2) Software

[TK series HMI Software mView](#)

## 3) Manuals

[Coolmay TK Series HMI User Manual v21.11](#)

[Coolmay TK Series HMI Programming Manual V20.101](#)

[More TK manuals](#)

[HMI example program](#)

## 2. MT Series


### 1) Wiring

- Power supply: DC24V
- Related cables


HMI programming cable

Note: USB-232 male port cable is needed if no direct 232 male port on PC.


- Wiring (MT6037H, MT6070H)



- Wiring (MT6043H, MT6050H)



- Wiring (MT6100HA)



## 2) Software

[MT series CoolMayHMI V5.92EN](#)

## 3) Manuals

[Coolmay MT Series HMI User Manual V9.91](#)

[Coolmay MT Series HMI Programming Manual v20.92](#)

[More MT manuals](#)

[HMI example program](#)

## **IV. Modules**

### **1) Software**

[CX-RF Module Software](#)

[CM-NET Module Software](#)

[CM-GPRS Module Software](#)

[CX-4G Module Software](#)

### **2) Manuals**

[CoolMay CM-WIFI Module User Manual](#)

[CM-NET Module User Manual](#)

[CM-WIFI Module User Manual](#)

[CM-GPRS Module User Manual](#)

[CX-4G Module User Manual](#)

[CX-WIFI-2NET module user manual](#)

[User Manual of CM-OP\(off-line program\) Module](#)

[Coolmay VFD CM520.v20.61](#)

[CM540 Inverter User Manual V20.31](#)

[Coolmay Multi-channel Temp Module CM-4TM User Manual](#)

## V. Others

### 1) Software

[USB-232 drive](#)

[USB-485 drive](#)

[CM-VCOM Virtual Serial Port Software](#)

### 2) Manuals

[Coolmay Catalog](#)

[Coolmay Brochure](#)

[Coolmay products FAQ 100+](#)

[Coolmay 3G PLC, all-in-one USB programming port drive installation steps in](#)

[WIN7&WIN10](#)

[YouTube Video List](#)